

Heavy Vehicle Rollover Prevention Program Guide



MARCH 2010

Introduction

Each year in Australia, hundreds of truck rollovers cause significant loss of life and injuries, and damage to vehicles, property and goods.

Truck rollovers are especially common for trucks carrying timber, livestock and liquids as well as any truck and load with a high centre of gravity.

In fact, trailers with a high centre of gravity can rollover with an incline of as little as fifteen degrees, while the prime mover, which has a lower centre of gravity, will only rollover if the incline is more than sixty degrees.

The aim of this safety program is to provide your organisation with information to reduce the risk of rollovers.

The rollover prevention program includes:

- A 30 minute information video
- Presentation material including a PowerPoint show
- Information on the presentation models
- Sample Codes of Behaviour
- FAQs
- Video clips
- Research
- And other useful information

Presentation material

A PowerPoint presentation that can be tailored to your organisation's particular operation is provided, as well as information on how to construct, or where to obtain, models of trucks and trailers that can be used to demonstrate the issues that are raised.

Code of behaviour

The program also provides information to assist you to develop a Code of Behaviour that establishes the rules for safe heavy vehicle operations.

Benefits of a rollover program

The benefits of introducing a rollover program are substantial! It improves employee and public safety, increases morale, saves costs, and improves community relationships.

OH&S responsibility

Heavy vehicle operators that require employees to undertake driving duties have an OH&S responsibility to protect their employees from workplace accidents like vehicle rollovers.

Reduction of injuries to employees

Reducing the likelihood of employees being involved in crashes will lead to a reduction in injury levels and absenteeism while recovering from injury.

Improved productivity

Fewer rollover crashes can lead to reduced insurance costs and improved productivity because you are not losing valuable equipment, loads and customers.

Lower WorkCover premium

Your WorkCover premium could reduce with improved OH&S.

Lower repair and replacement costs

A heavy vehicle rollover program should translate into lower repair and replacement costs, and could reduce insurance premiums.

Improved community relations

Implementing a Code of Behaviour demonstrates to the community that you have a strong commitment to road safety.

Using the program

The DVD contains a comprehensive range of materials and information to enable you to implement an education program and a Code of Behaviour for your organisation. To gain the maximum benefit from the program, we recommend the following steps:

1. Read through this booklet
2. Review the contents of the DVD
3. Watch the rollover prevention video

Organise a meeting for management and staff to show the rollover prevention video, PowerPoint presentation, and models. Provide the information sheet and any other relevant information and discuss the development of a Code of Behaviour.

Keep in mind that the effectiveness of the Code of Behaviour is dependant on all those involved in the program being supportive of the Code of Behaviour. To do this effectively, it is important that the information is provided in a simple, clear, and engaging style. The truck models achieve this, being uncomplicated but backed by science, to help those in the program see first hand what happens in a truck rollover.







Developing your Code of Behaviour

The DVD contains a Code of Behaviour template that has been used successfully by others. You can use it to develop your own Code.

Follow these five steps to guide your development.

1. Understand the problem - collect and analyse crash history

Examine the crash history of your organisation and identify any trends that may be present. When analysing crash data, consider the following:

-  Are there any vehicle types that are over-represented in crashes?
-  Are there any locations or routes where crashes regularly occur?
-  Does the data reveal a pattern in relation to driver characteristics?
-  Are there load (type, weight etc) factors involved in the crashes?
-  Does the data identify an individual driver with a bad history, or groups of drivers with bad histories?
-  What percentage of the crashes are 'at-fault'?

Analysing crash history provides you with valuable information that may highlight road safety issues and help you assist drivers or groups of drivers who may be at risk.

2. Gain management commitment

In order to begin the process of developing a Code, senior management needs to appreciate the important role that the Code of Behaviour will play in their organisation's OH&S program.

3. Identify key people

Decide who is going to be involved in the development of your Code. All employees including fleet managers and OH&S managers would be appropriate. Employees with a particular interest in safety issues can be essential participants in developing the Code. Involving employees in developing the Code will ensure their ideas and input are considered.

A consultative and collaborative approach will lead to greater acceptance of the Code when it is implemented. Ideally, appoint a staff member to coordinate the overall development of the Code.

4. Develop a Code suited to your organisation, targeting key safety issues

Since no two organisations are exactly alike, you will need to devise a Code that suits your particular needs and meets your organisation's specific activities and community concerns.

Your fleet's crash data, insurance claims and WorkCover claims involving motor vehicles can identify issues that will guide the development of the Code.

As a minimum, the Code should cover key issues such as safe loading, load restraint, mass, fatigue management, speed and other issues identified by the insurance and WorkCover data. The Code should clearly outline the responsibilities of employees and management.

5. Gather support

Consultation is the key to a successful Code of Behaviour. Once the draft Code has been developed, make it available to all staff for comment. This will ensure their future support.

Also identify which key decision makers will need to support the Code and its implementation throughout your organisation. Key decision makers may include the Chief Executive Officer (CEO), board members, senior managers and other key staff.

Discuss the Code with these people and ensure their support.

Implementing your rollover prevention program

These four steps will help you to implement your rollover prevention program.

1. Launch the Code

Depending on your organisation, you may choose to:

- Hold an organisation-wide launch of the Code.
- Discuss the Code at 'tool box' meetings.
- Distribute the Code to all drivers and others involved in transport activities to sign-off.
- Customers and community groups can also be given the Code to show your organisation's commitment to improving safety.

Remember that you are legally required to provide OH&S information to all employees.

2. Education program

A key ingredient to the success of any heavy vehicle rollover prevention program is to maintain a high level of awareness among staff. It is important to keep communicating the program's aim and report results. Staff may need safety training from specialists to demonstrate safer driving practices and the correct use of vehicles.

Education of staff becomes more effective when held on a regular basis; this avoids 'information overload'. Newly arrived staff need to understand the Code and attend a training session as soon as possible.

3. Maintain awareness of the Code

Here are some ideas to help maintain employee awareness of the Code:

- Regular articles in your staff newsletter
- Information on notice boards
- Discuss at 'tool box' meetings
- Feedback to staff about crashes or new information about their operations.

Group incentives that reward drivers with a no crash record may contribute to the required behavioural change. Employee induction sessions are an effective way to promote the program and the Code to all new employees. Choose a method that suits your organisation.

4. Monitor and evaluate the program

Once the Code has been launched, you will need to monitor its effectiveness. This should be an ongoing process. A system should be set up to collect, analyse and report on your organisation's accident or crash history.

The first steps in monitoring the effectiveness of the program involves collating vehicle and driver information and collecting and analysing crash history. Some insurers will be able to provide your company's crash history.

Review safety records regularly. Report results and progress to management and staff regularly. This will increase awareness of safety issues among drivers and employees.

Supporting your industry

VicRoads would not have been able to put this program together without the support of a large number of people in the industry. Early in the development of the program it was recognised that each person had a different but equally important part to add to this program.

All of these people recognised the importance of information sharing to benefit all those in the industry. The rollover prevention program is the result of combining and developing all that information.

If you have identified a risk or any have information to support the program please pass it on via your manager, company or industry representative.

Remember the key aim of the program is awareness of how heavy vehicles roll over. It may be your life, or a loved one, that it saves.

Heavy Vehicle Rollover Prevention Program Guide

The program to prevent heavy vehicle rollovers includes:

- A 30 minute information video
- PowerPoint and presentation material
- Information on the presentation models
- Sample Codes of Behaviour
- FAQs
- Video clips
- Research
- And other useful information

To obtain copies:

- Order online at vicroads.vic.gov.au
- Or telephone 03 9854 2782
- Or visit the VicRoads Bookshop at 60 Denmark Street Kew

Produced by VicRoads in conjunction with the
Victorian Road Freight Advisory Council.